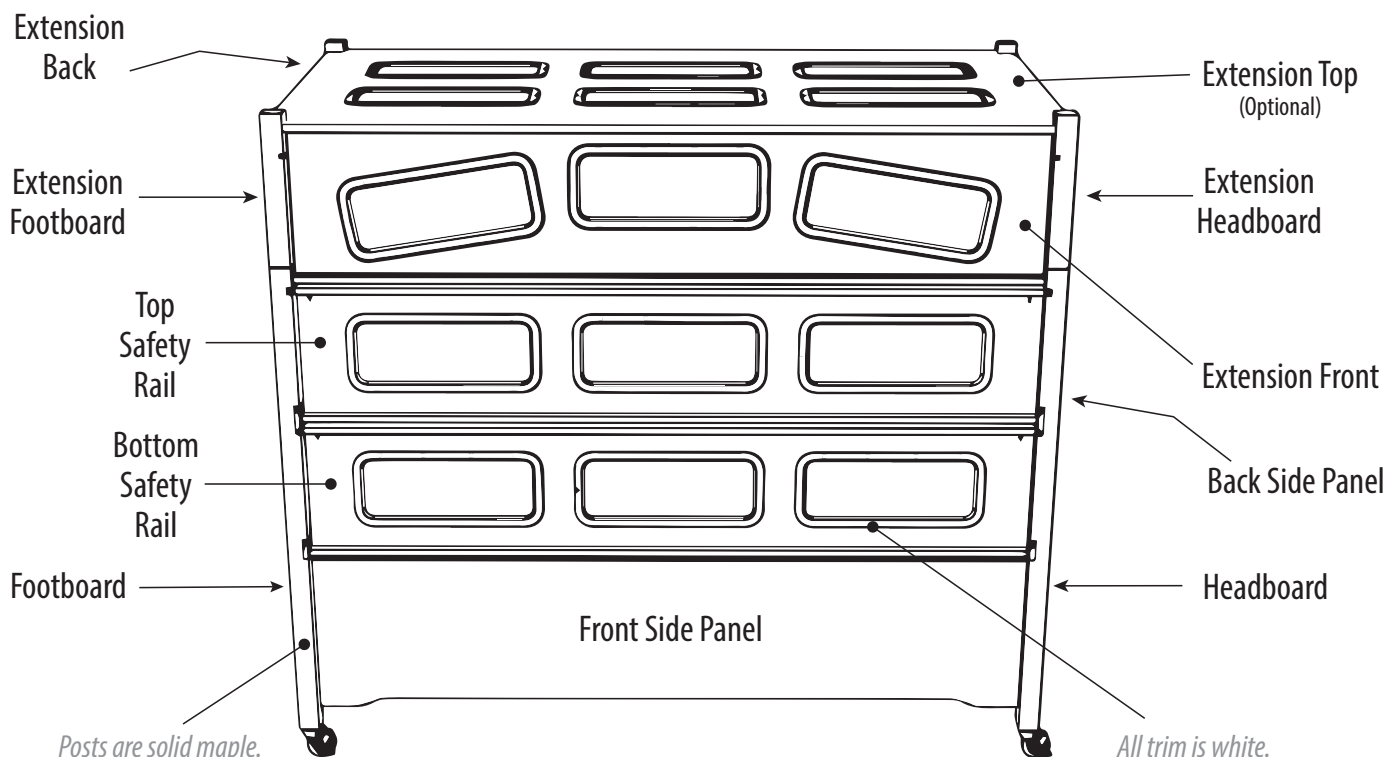
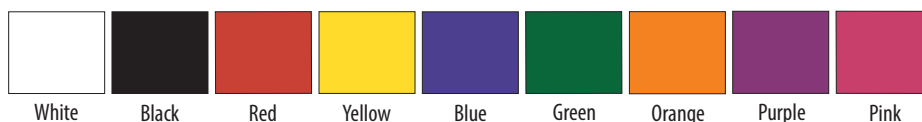


Color Selection Form - SleepSafer® (Tall Bed w/Extension)

Directions: Use the below diagram to choose the colors for your SleepSafer® (Tall Bed with Extension) components. Then write your choices in the form below. Colors are approximate representations.



INFORMATION	PART	COLOR CHOICE
DATE _____	HEADBOARD	_____
SLEEPSAFE BED ORDER# _____	FOOTBOARD	_____
CUSTOMER NAME _____	TOP SAFETY RAIL	_____ (DV) _____
CUSTOMER SIGNATURE _____	BOTTOM SAFETY RAIL	_____ (DV) _____
DME PROVIDER _____	FRONT SIDE PANEL	_____ (DV) _____
DME CONTACT _____	BACK SIDE PANEL	_____ (DV) _____
	EXTENSION HEADBOARD	_____
	EXTENSION FOOTBOARD	_____
	EXTENSION FRONT	_____
	EXTENSION BACK	_____
	EXTENSION TOP	_____ (Optional)

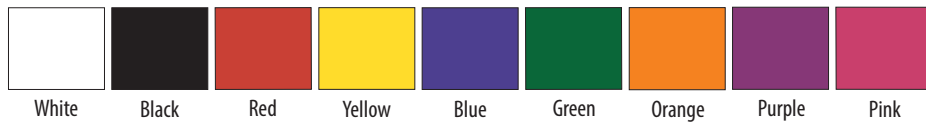


SleepSafeBed.com / 866-852-2337

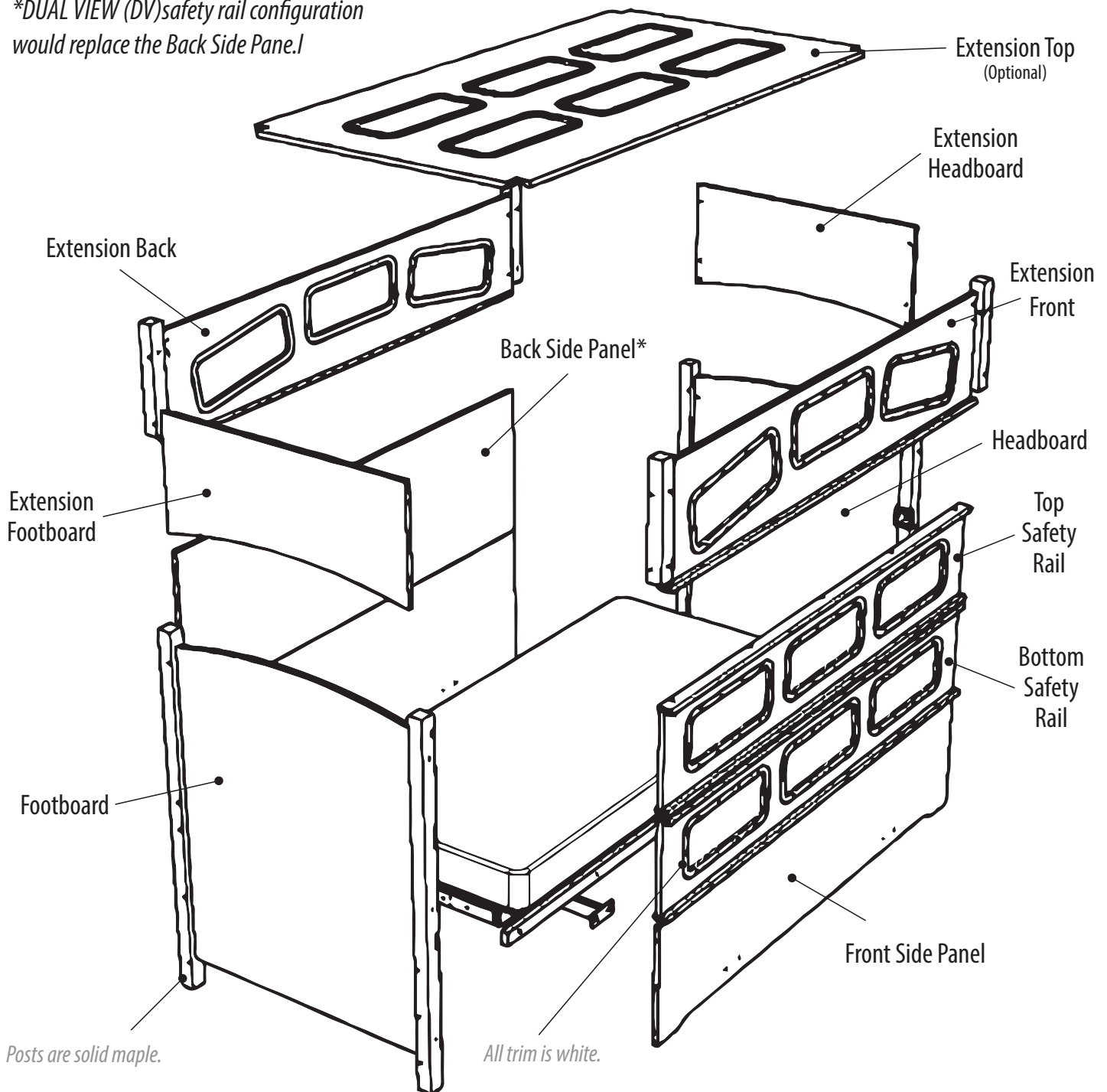
For Dual View color selections, use the (DV) section of this form.

Color Selection Aid - SleepSafer® (Tall Bed w/Extension)

Directions: Use the below diagram to choose the colors for your SleepSafer® (Tall Bed with Extension) components. This illustration offers a expanded view of the bed with the extension. Then write your choices in the provide form.

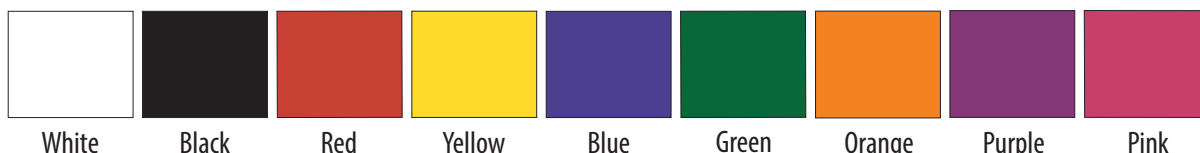



**DUAL VIEW (DV)safety rail configuration would replace the Back Side Panel.*



Color Your SleepSafer[®] (Tall Bed w/Extension)

Directions: Use the below diagram and colors shown below to color your SleepSafer (Medium Bed).
Have fun coloring and then write your choices in the Color Selection form.



White

Black

Red

Yellow

Blue

Green

Orange

Purple

Pink

Use these available colors when you color your bed!

Examples of SleepSafer® Bed Color Combinations


Examples of some popular ways to apply color to your SleepSafer® (Tall w/Extension).



The All American



The Princess



Team Spirit



The Medley



SleepSafeBed.com / 866-852-2337