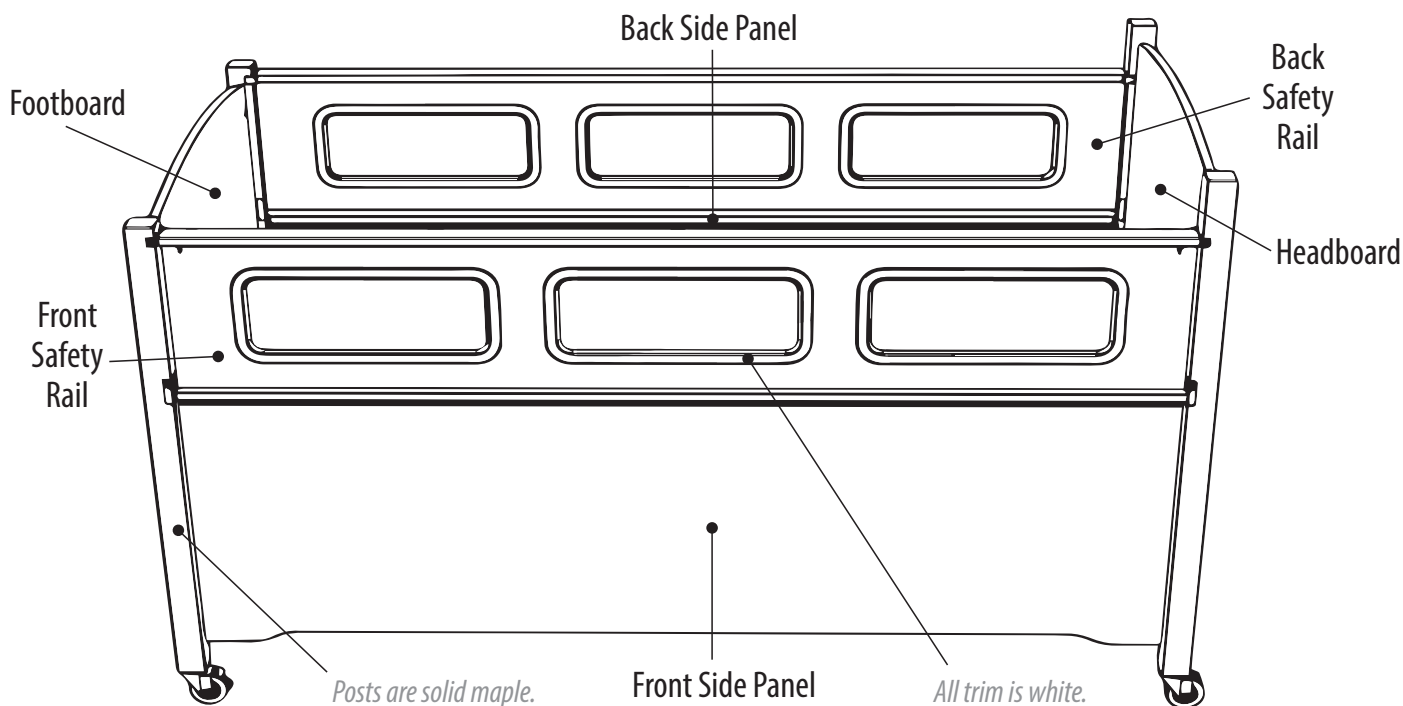



Color Selection Form - SleepSafe® II (Medium Bed)

Directions: Use the below diagram to choose the colors for your SleepSafe® II (Medium Bed) components using the below color choices. Then write your choices in the form below.



INFORMATION

DATE _____

SLEEPSAFE BED ORDER# _____

CUSTOMER NAME _____

CUSTOMER SIGNATURE _____

DME PROVIDER _____

DME CONTACT _____

PART COLOR CHOICE

HEADBOARD _____

FOOTBOARD _____

FRONT SAFETY RAIL _____

FRONT SIDE PANEL _____

BACK SAFETY RAIL _____

BACK SIDE PANEL _____

Colors shown above are approximate representations of actual colors.




SleepSafeBed.com / 866-852-2337



Color Your SleepSafe® II (Medium Bed)


Directions: Use the below diagram and colors shown below to color your SleepSafe II (Medium Bed).
Have fun coloring and then write your choices in the Color Selection form.




Use these available colors when you color your bed!

Examples of SleepSafe® Bed Color Combinations


Examples of some popular ways to apply color to your SleepSafe® II (Medium Bed).




The All American



The Princess



Team Spirit



The Medley