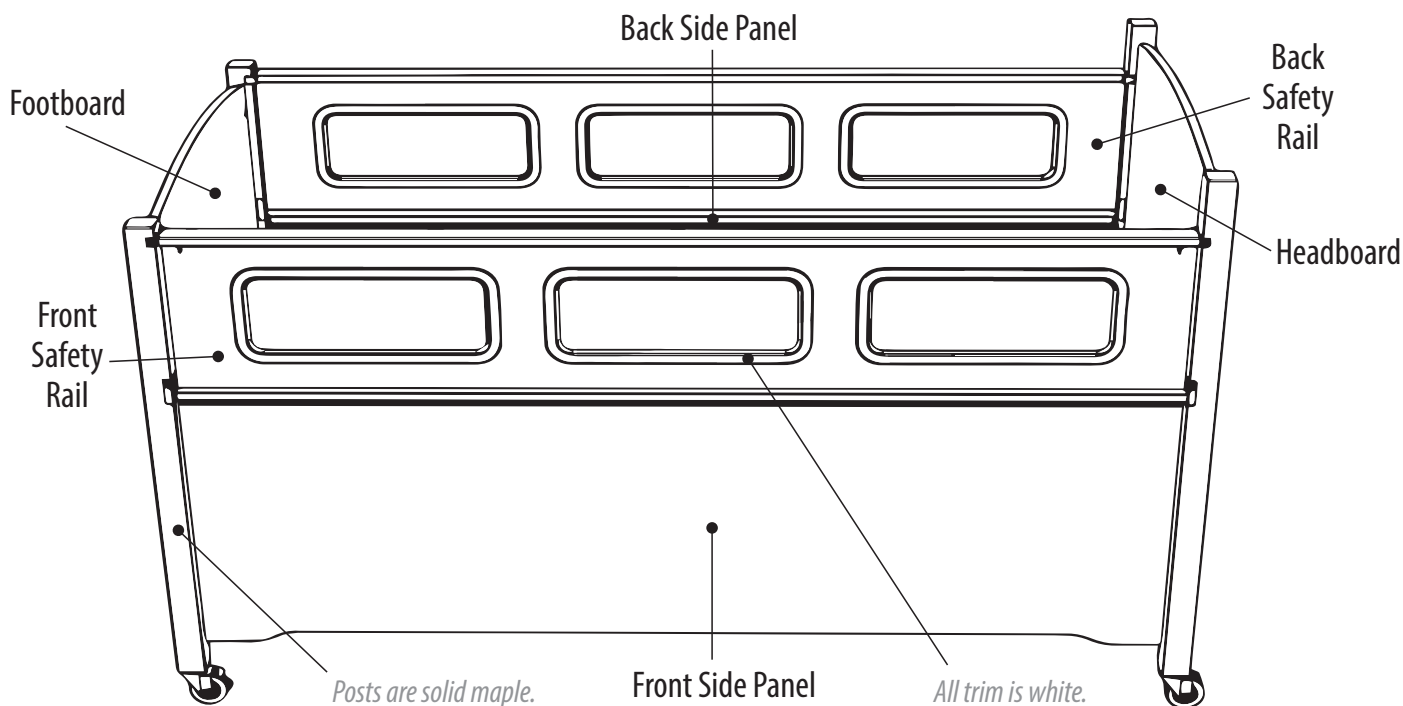



# Color Selection Form - SleepSafe® II (Medium Bed)

**Directions:** Use the below diagram to choose the colors for your SleepSafe® II (Medium Bed) components using the below color choices. Then write your choices in the form below.



**INFORMATION**

DATE \_\_\_\_\_

SLEEPSAFE BED ORDER# \_\_\_\_\_

CUSTOMER NAME \_\_\_\_\_

CUSTOMER SIGNATURE \_\_\_\_\_

DME PROVIDER \_\_\_\_\_

DME CONTACT \_\_\_\_\_

**PART COLOR CHOICE**

HEADBOARD \_\_\_\_\_

FOOTBOARD \_\_\_\_\_

FRONT SAFETY RAIL \_\_\_\_\_

FRONT SIDE PANEL \_\_\_\_\_

BACK SAFETY RAIL \_\_\_\_\_

BACK SIDE PANEL \_\_\_\_\_


*Colors shown above are approximate representations of actual colors.*



**SleepSafeBed.com / 866-852-2337**

# Color Your SleepSafe® II (Medium Bed)


**Directions:** Use the below diagram and colors shown below to color your SleepSafe II (Medium Bed).  
Have fun coloring and then write your choices in the Color Selection form.




*Use these available colors when you color your bed!*

# Examples of SleepSafe® Bed Color Combinations


Examples of some popular ways to apply color to your SleepSafe® II (Medium Bed).




*The All American*



*The Princess*



*Team Spirit*



*The Medley*