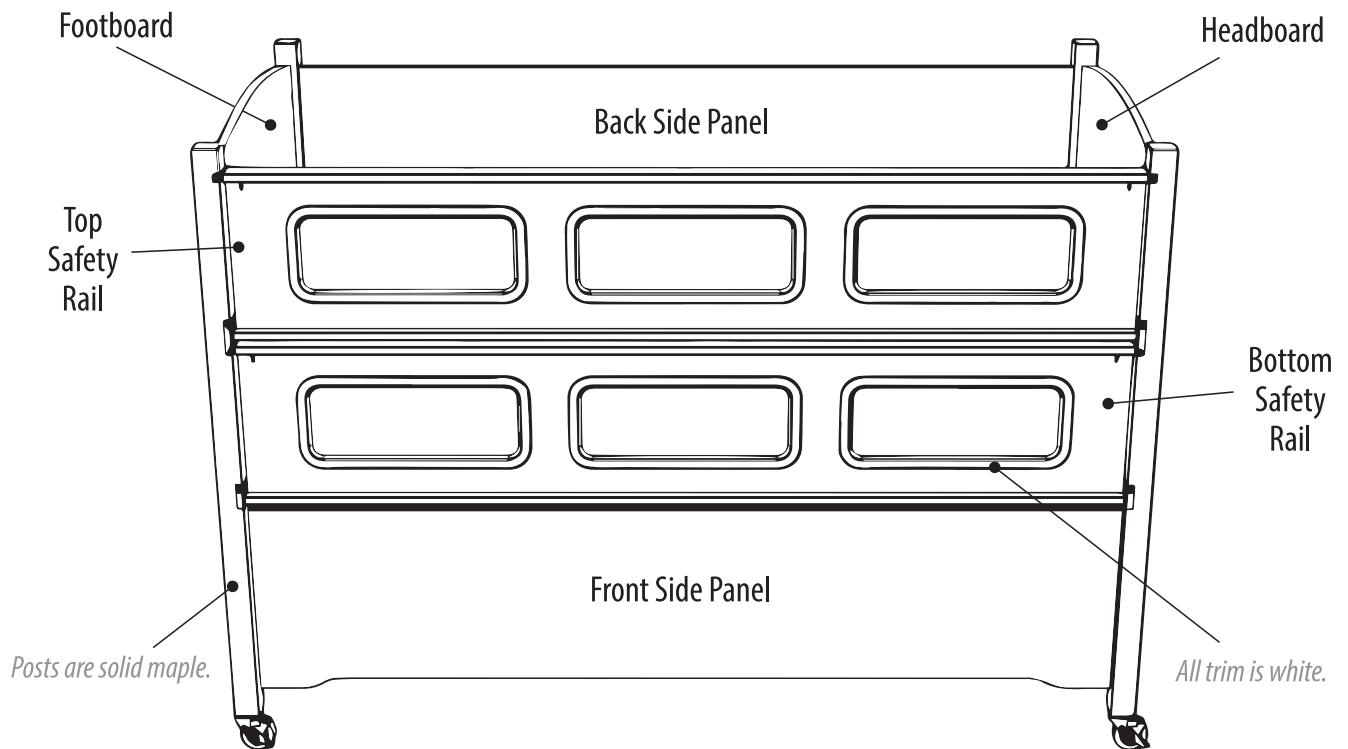
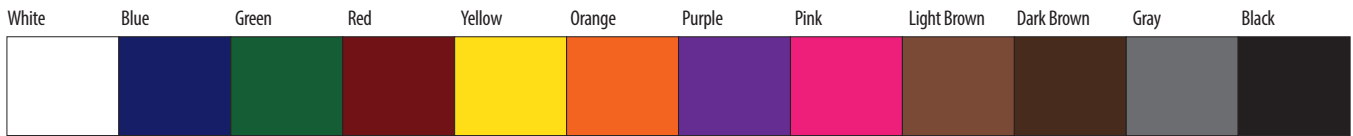


Color Selection Form - SleepSafer® (Tall Bed)

Directions: Use the below diagram to choose the colors for your SleepSafer® (Tall Bed) components using the below color choices. Then write your choices in the form below.



INFORMATION

DATE _____

SLEEPSAFE BED ORDER# _____

CUSTOMER NAME _____

CUSTOMER SIGNATURE _____

DME PROVIDER _____

DME CONTACT _____

PART COLOR CHOICE

HEADBOARD _____

FOOTBOARD _____

TOP SAFETY RAIL _____ (DV) _____

BOTTOM SAFETY RAIL _____ (DV) _____

FRONT SIDE PANEL _____ (DV) _____

BACK SIDE PANEL _____ (DV) _____


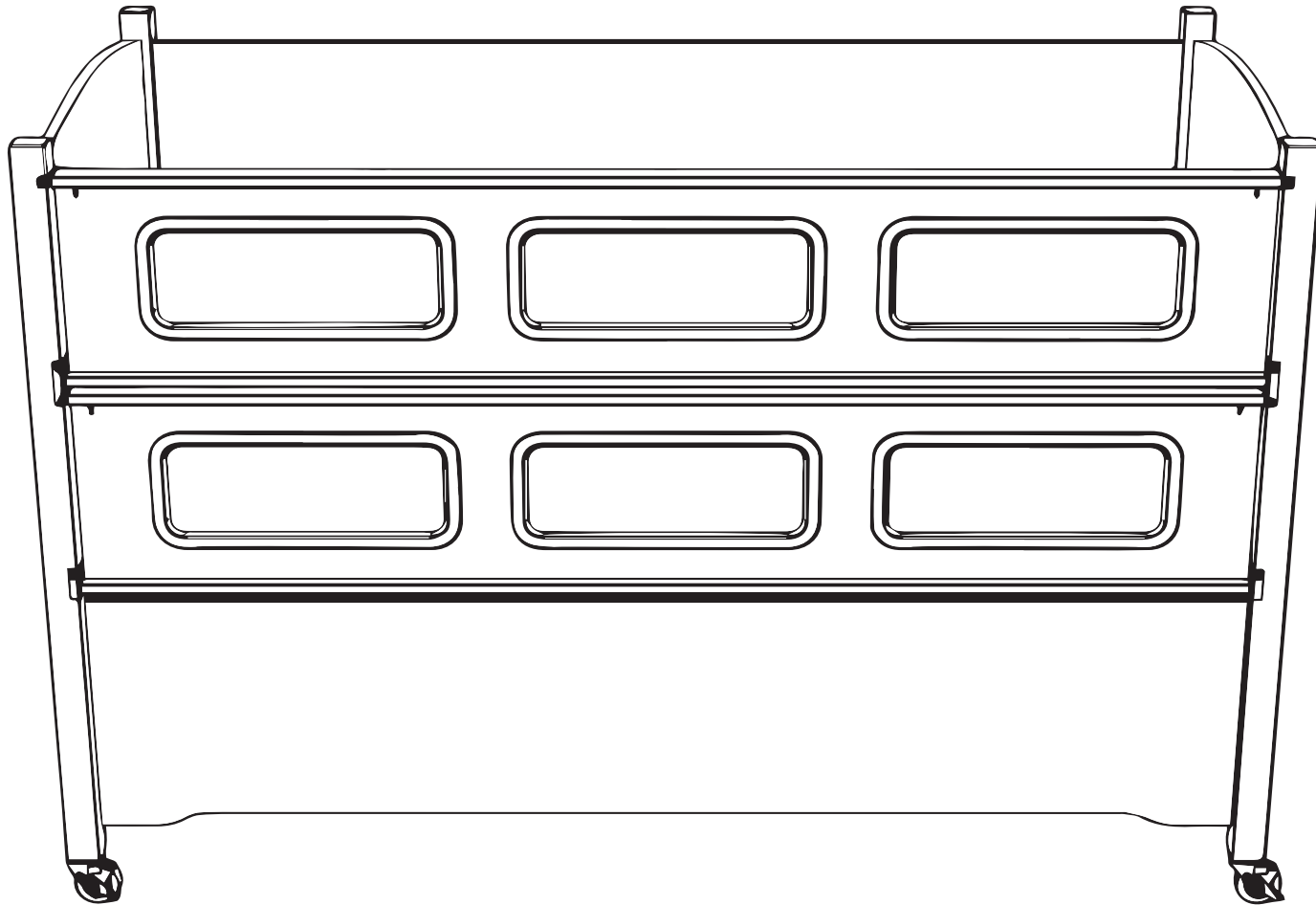
*For Dual View color selections, use the (DV) section of this form.
Colors shown above are approximate representations of actual colors.*



SleepSafeBed.com / 866-852-2337

Color Your SleepSafer[®] (Tall Bed)


Directions: Use the below diagram and colors shown below to color your SleepSafer (Tall Bed).
Have fun coloring and then write your choices in the Color Selection form.




Use these available colors when you color your bed!

Examples of SleepSafe® Bed Color Combinations


Examples of some popular ways to apply color to your SleepSafer® (Tall Bed).




The All American



The Princess



Team Spirit



The Medley